FIGURE A

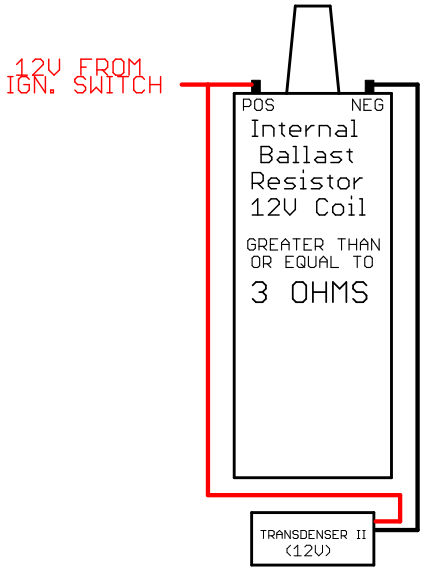

PREFERRED 12V SYSTEM

FIGURE B

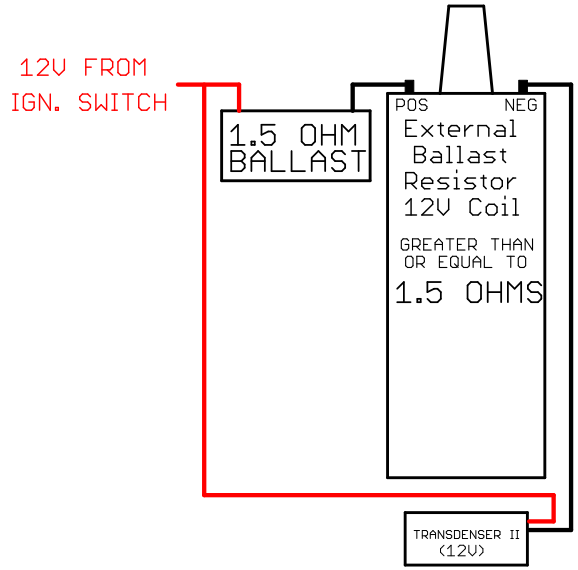

ACCEPTABLE 12V SYSTEM

FIGURE C

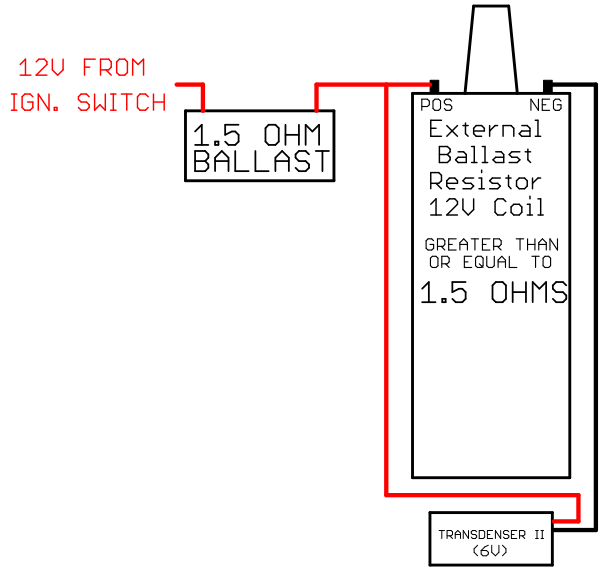

12V SYSTEM USING A 6V TRANSDENSER II

FIGURE D

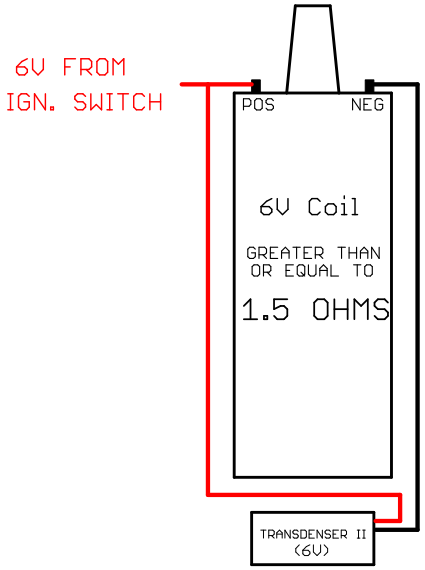

6V SYSTEM

IMPORTANT NOTICE:

ONE OF THESE CONFIGURATIONS MUST BE FOLLOWED. FAILURE TO DO SO WILL RESULT IN PREMATURE PRODUCT FAILURE DUE TO EXCESSIVE CURRENT MANAGED BY TRANSDENSER II, OR POOR STARTING RELIABILITY DUE TO INSUFFICIENT CURRENT ACROSS THE BREAKER-POINTS.

A SUITABLE 12V INTERNAL BALLAST RESISTOR COIL FOR 12V APPLICATIONS IS THE LU800 FOUND AT AUTOZONE FOR ABOUT $30.00. I HAVE A COIL AS WELL FOR LESS AVAILABLE.

NOTE: WHEN CONFIGURED CORRECTLY, THE BREAKER-POINT CURRENT WILL BE ABOUT 160 mA.

OVERNIGHT SOLUTIONS LLC
P.O. BOX 3004 - MERTON, WI 53056-3004
Cellular 262.391.6670 overnight-solutions.com

TITLE: TRANSDENSER CONFIGURATIONS	
Document Number:	REV: –
Date: 11/6/2018 6:58:13 AM	Sheet: 1/1